SHYLO TECHNOLOGIES

Secure solutions that matter.

FREE GUIDE FOR FACTORY OWNERS & PLANT HEADS

7 dashboards every factory should have

Most factories already collect the right numbers in Excel sheets, registers and machine displays. These seven dashboards turn that data into decisions you can make before the shift ends, not at the end of the month.

1 Production vs target

2 OEE

3 Downtime & breakdowns

4 Quality & rejections

5 Inventory & raw material

6 Energy & utility cost

7 Daily owner summary

→ How to get started

Written by **Shylesh Muthusamy**, founder of SHYLO Technologies, Hosur. Builds data systems and dashboards for automation, automotive and mobile manufacturers.

DASHBOARD 01

Production vs target

Planned vs actual output for each shift, line and machine, updated through the day, so a shortfall is visible at 11 AM instead of the next morning.

Answers	Are we on track for today's target? Which line is behind?
Data needed	Daily plan + production counts (Excel, ERP or machine counters)
Used by	Supervisors, plant head

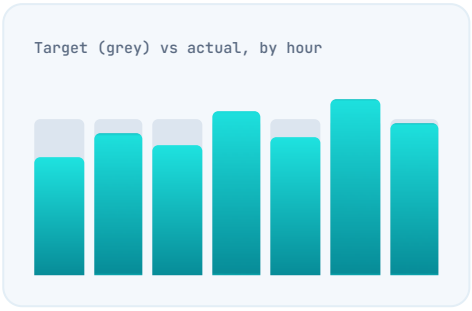

DASHBOARD 02

OEE (Overall Equipment Effectiveness)

One number that shows how well a machine is really used: **Availability × Performance × Quality**. It shows whether you are losing time to stoppages, slow running or rejects.

Answers	Which machine is losing the most capacity, and why?
Data needed	Run time, planned time, ideal cycle time, good vs total parts
Used by	Maintenance, production managers



DASHBOARD 03

Downtime & breakdowns

Every stoppage with its reason and duration, so you can fix the few causes that cost the most hours, and track repair time (MTTR) and time between failures (MTBF).

Answers	What stopped us this week, and for how long?
Data needed	Stop start/end time + reason (a simple mobile form works)
Used by	Maintenance team, plant head



DASHBOARD 04

Quality & rejections

Rejections by part, machine and defect reason, shown as a Pareto chart, so the team works on the two or three defects that cause most of the scrap.

Answers	Which defect should we fix first?
Data needed	Inspection results or rejection register with reasons
Used by	Quality team, customers' audits

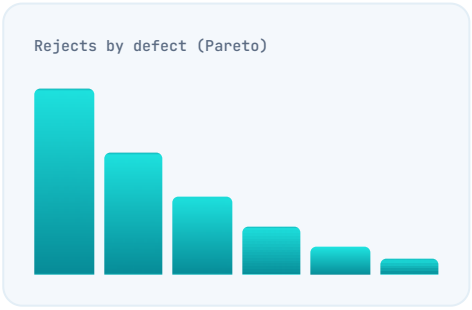

All figures on this page are sample data for illustration.

DASHBOARD 05

Inventory & raw material

Current stock of raw material, bought-out parts and finished goods with reorder alerts, so production never stops for a missing part and cash isn't locked in extra stock.

Answers	What will run out this week? What are we overstocked on?
Data needed	Stock register or ERP, daily issues and receipts, reorder levels
Used by	Stores, purchase, accounts



DASHBOARD 06

Energy & utility cost

Electricity, compressed air and diesel use per day and **per part produced**. It spots machines left running idle and makes a strong case for savings projects.

Answers	How much power does each part cost us? Where is it wasted?
Data needed	EB bills or energy meter readings + production counts
Used by	Plant head, owner, accounts

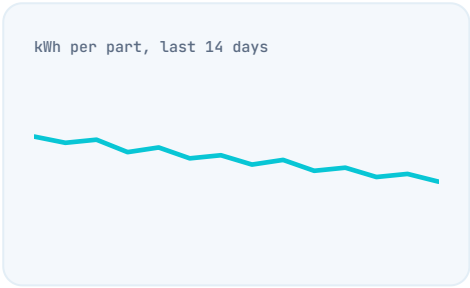

DASHBOARD 07

Daily owner summary

One short summary sent automatically every morning on email or WhatsApp: yesterday's output, OEE, rejects, downtime and anything that needs a decision. The owner knows the plant's status before reaching the office.

Answers	How did yesterday go, in 30 seconds?
Data needed	Dashboards 1–6 (it summarises them)
Used by	Owner, directors

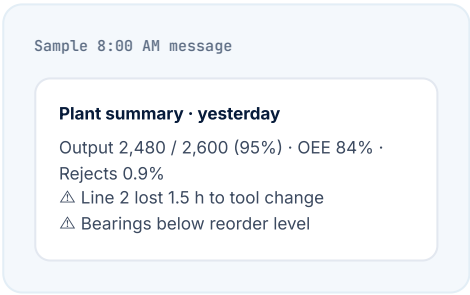

Where to start? Don't build all seven at once. Start with **Dashboard 01 (Production vs target)** using the Excel sheets you already have. It gives the fastest win, and the others build on the same data.

SHYLO
TECHNOLOGIES

Your first dashboard, live in 2 weeks.

01 **Free 30-min call**
We look at your current Excel sheets and pick the quickest win.

02 **Fixed quote**
Written scope, fixed price and timeline, agreed before any work starts.

03 **Build with weekly demos**
You see your own data on screen from the first week.

04 **Go live + 30 days of free fixes**
Training for your team. Code, data and accounts are yours.

Talk to us

CALL / WHATSAPP
+91 76959 04013

EMAIL
info@shylotech.com

WEBSITE
shylotech.com

LOCATION
Hosur, Krishnagiri District, Tamil Nadu – 635109

Scan to visit